

Campus Safety CONFERENCE CSC AT EDspaces

Designing the Future of Education
Pittsburgh, PA | November 3-5, 2021

Workshop C: Improving Campus Safety and Security Initiatives Through Planning and Collaboration

Gary L. Sigrist, Jr.
CEO and President
Safeguard Risk Solutions, LLC

Amy Reddington
Conference Director
Campus Safety Conferences

#CSCatEDspaces



CampusSafetyConference.com

Tailgating



#CSCatEDspaces

Tailgating on game days

How do we handle alcohol use on game days?

- What is the law in your state for open container? What is university policy?
- What concerns do you have based on a Security and Vulnerability Assessment?
- What are the alumni saying?
- Is this a concern because of underage drinking?
- What are the concerns of local law enforcement?

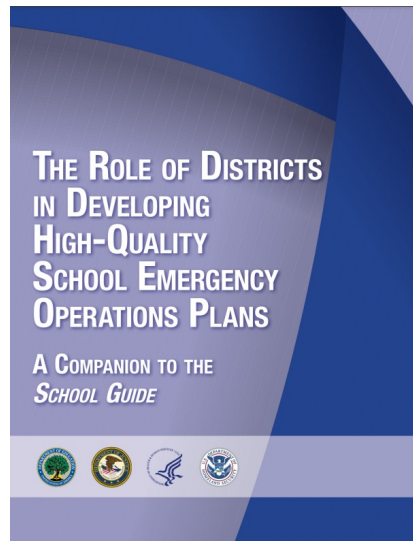



Emergency Operation Plans

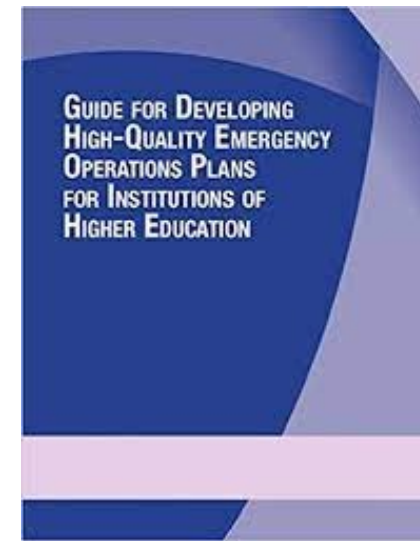
What is the process for writing EOPs

CampusSafety
CONFERENCE CSC
AT EDspaces
Presented by: November 2-3, 2017

K12



Higher Ed



#CSCatEDspaces

Writing your EOPs

I know we are going to review EOP's, but could we talk a little about getting the process started for creating an emergency planning team? Prior to compiling a draft of the EOP do we have internal planning meetings before inviting the external parties to join the planning process?

- Most states, including Pennsylvania, have laws (ACT 44 2018) and templates for EOPs.
- REMS TA EOP Assist is a FREE tool that resides on a school/district's server and helps both write and evaluate EOPs.
- Stakeholder meetings are important BUT don't waste time and energy on any plans that do not meet the state requirements.

Mass Casualty Events

It is not always violence

Chemical Incident Chem Lab



Vehicle Crash during a parade



National best practices call for the deployment of Rescue Task Forces under unified command within **15 minutes** of an active threat beginning.

According to an FBI report, the average time it takes for law enforcement to arrive at the scene of an active threat is **three minutes**.



**STOP
THE BLEED**

**First Care/
You are the Help**

**Active Threat
Immediate Protective Actions**



**Hot Zone Care
Tactical Emergency Casualty
Care by Law Enforcement**



**Warm Zone Care
Rescue Task Force Care**



**Mass Casualty Incident
Casualty Collection Point**



**Definitive Care at
Trauma Care Center**



#CSC

RESPONSE

RECOVERY

Concern: Mass Casualty Event

Before the event

- Prevention/Mitigation
 - Security and Vulnerability Assessment
 - Incident Command System
 - Community Stakeholders
 - First Responder relationships

Concern: Mass Casualty Event

Before the event

- Planning
 - Emergency Operation Plans
 - ICS Training
 - CERT Training for students
 - Training staff and students
 - Exercises and After-Action Reviews

Concern: Mass Casualty Event

During the event

- Response
 - School/District/University EOC
 - Mass Notification
 - Incident Command System
 - Joint Information Center
 - Record Keeping (IS 201)

Concern: Mass Casualty Event

After the event

- Recovery
 - Joint Information Center
 - Mass Notification
 - Incident Command System
 - Counseling for students, staff, and parents
 - After-Action Review
 - Beware of free services

Arming Teachers



Arming Teachers

- The myth of the armed teacher
- Storage/carry
- Training

Crime Prevention

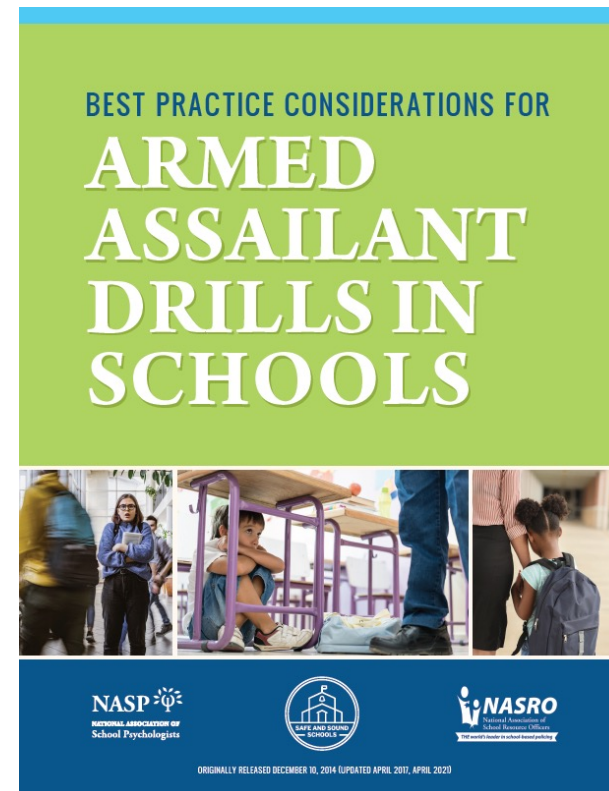


Crime Prevention

How do we engage our students in Crime Prevention

- Community Emergency Response Teams CERT
- Crime Prevention Through Environmental Design (CPTED)
- Engagement Training
- Outreach programs
- Exercise Participants
- Ride/Walk Along

Drills for staff and students



Drills for staff and students

DRILLS AND TRAINING SHOULD NEVER BE SCARY! (Yes, I am shouting!)

- We cannot prepare for every event
 - Life safety
 - Incident stabilization
- Empower not frighten
- The use of firearms (including Nerf guns!!!)
- Age-appropriate drills and discussions
- Parental involvement
- Prepare for the more likely events



What is the difference between a THIRA and an SVA?

Threat and Hazard Identification and Risk Assessment

THIRA

- The THIRA is a three-step risk assessment process that helps communities understand their risks and what they need to do to address those risks by answering the following questions:
 - What threats and hazards can affect our community?
 - If they occurred, what impacts would those threats and hazards have on our community?
 - Based on those impacts, what capabilities should our community have?

SVA

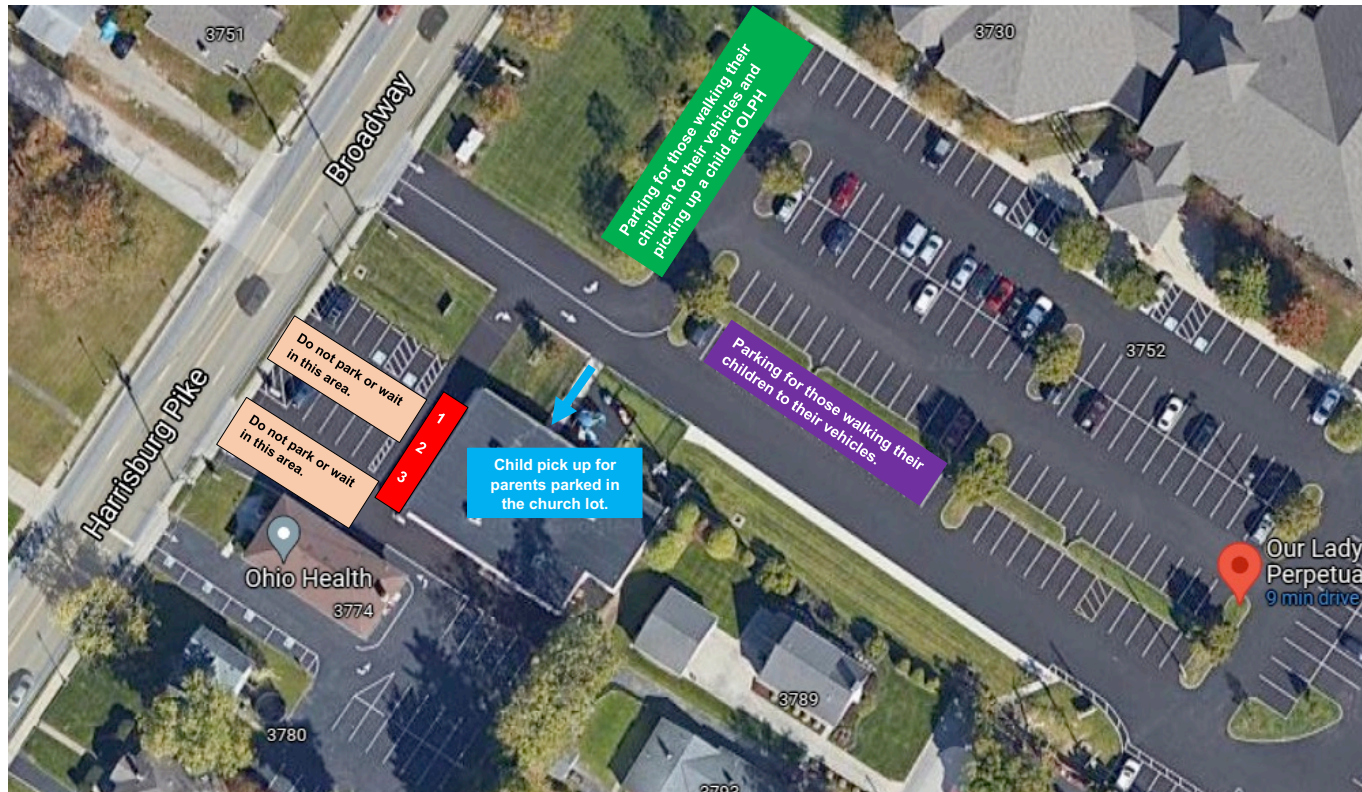
- The Security and Vulnerability Assessment (SVA) looks solely at our campus/school
 - Policies, procedures, cyber security, cameras, etc.
 - Can be used to highlight best practices and deficiencies and set budget priorities.
 - The THIRA for your campus/school can be part of an SVA.
 - The hazards from the THIRA must be addressed in your EOP.

Bonus Questions

- How do you get a Threat and Hazard Identification and Risk Assessment (THIRA) for free?
- How do you get a Security and Vulnerability Assessment (SVA) for free?

Making sure the right child gets into the right vehicle

Is student pick up ever an easy task?



What systems are schools using?

Safety or convenience?

1. The first two weeks of school are brutal.
2. Multiple staff outside with radios and wearing ANSI vests
3. Outside staff radios parents/students to those inside
4. Parents are identified by signage provided by the school
5. Human check - Spreadsheet
6. Human error



Pick a topic, any topic



- School Resource Officers
- Armed Security
- Vape Detectors
- Dads on patrol
- Metal detectors
- REMS TA Center
- Campus Safety HQ

Q&A

Reminders

- Access to the presentation
- Evaluations
- Social Media
- Special Announcements

**Connect with us on social media
and use #CSCatEDspaces**

Speaker Name

Gary L. Sigrist, Jr.
CEO and President
Safeguard Risk Solutions
2164 Gingerwood Ct.
Grove City, OH 43123
614.679.5608

in <https://www.linkedin.com/in/gary-l-sigrist-jr-b557873/>